

ZoneBarrier

Protects sensitive I/O ports against induced surges and transients

- For 24V, 4-20mA current loop applications
- Industrial Ethernet compatible versions, UL Certified Cat.5
- Three stage protection including Gas Discharge Tube and Silicon Avalanche Diode technology
- Tested to IEC 61000-4-5 and CCITT K17
- 10 year product warranty



The ZoneBarrier Series is a uniquely modular data and signal line protection system for 24V, 4-20mA current loop and Industrial Ethernet applications. By providing an effective barrier between uncontrolled transient environments and your valuable electronic systems the ZoneBarrier Series protects you from costly system down time and equipment failure.

The sophisticated hybrid circuitry employed by the ZoneBarrier Series protects your equipment without impeding normal operation. ZoneBarrier protection components comprise a combination of high energy Gas Discharge Tubes with ultra fast diodes and Silicon Avalanche Diodes. This combination of high quality surge protection components gives the ZoneBarrier Series its characteristic low let-through voltage and high, 10kA, surge current capacity which provides excellent protection. ZoneBarrier devices have RJ45, terminal strip or pluggable terminal strip connectors.

Designed for multi-loop or single control loop applications the ZoneBarrier Series offers a flexible surge protection solution that is capable of growing with your requirements. A ZoneBarrier module can be used as a stand-alone device or as a building block in a surge protection solution as simple or as complex as your requirements, now and in the future.

One simple manual operation clamps modules securely onto DIN rail, an action that also automatically provides the essential high-integrity ground connection. Standard 'Top-hat' (T-section) DIN rail is generally suitable for mounting ZoneBarrier Series modules. Where a number of ZoneBarrier Series modules are mounted on one rail, any that are incorrectly mounted (and therefore not securely grounded) are very obvious and can easily be remounted correctly. The ZoneBarrier Series also has two

at either end of the unit, enabling mounting to a flat surface such as a cabinet wall.

ZoneBarrier data and signal devices are tested to IEC 61000-4-5 and CCITT K17. Industrial Ethernet compatible versions are also UL Certified Cat.5 and UL 497B Listed. ZoneBarriers come complete with a full 10 year product warranty.

Additional protection should be provided for other systems which may be interconnected e.g. power feeds, telephone wiring etc., other units are available for this purpose.

**Data & Signal
Protection**

Specification

All figures typical at 77°F [25°C] unless otherwise stated

Maximum surge current

4-20mA versions 10kA
100Base-T versions 8kA (1kA per line)

Maximum leakage current

5µA at working voltage (4-20mA versions)

Maximum in line resistance

< 5 ohms

Bandwidth

4-20mA versions 0.5 MHz
100Base-T versions 155 MHz

Ambient temperature limits

-40°F to +185°F (working)
-40°C to +85°C (working)

Humidity

95% RH (non-condensing)

Casing

Molded plastic

Weight

2.8oz (0.08Kg)

Dimensions

See figure 1

EMC compliance

BS EN 60950: 1992
BS EN 61000-6-2: 1999

Installation

All ZoneBarrier modules are installed in-line and are identified with "Protected" and "Unprotected" for fail-safe installation.

DIN rail mounting (figure 2)

ZoneBarrier modules can be mounted on any standard T-section DIN rail or on the optional 19" DIN rail assembly. To attach the ZoneBarrier module to the DIN rail, simply locate the DIN rail foot of the module over on edge of the DIN rail and then securely push the ZoneBarrier onto the DIN rail. *Note the DIN rail must be properly grounded.*

Stand-alone installation (figure 3)

To install a ZoneBarrier module as a stand-alone protector, attach an ground lead to the supplied ring terminal and secure this with the self tapping screw provided to the base of the unit. Using screws (or bolts) mount the module on any flat surface.

To order specify -

Model number as per specification table above

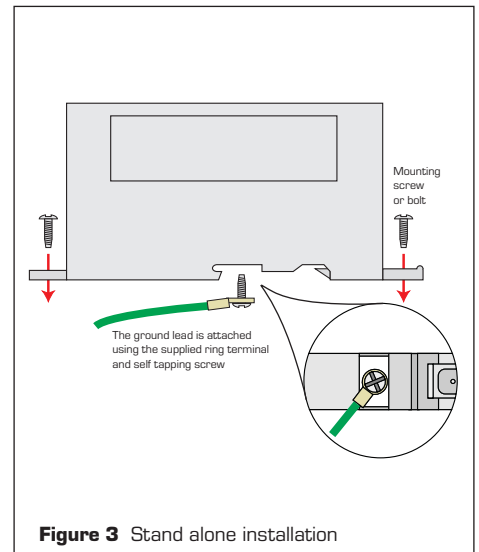
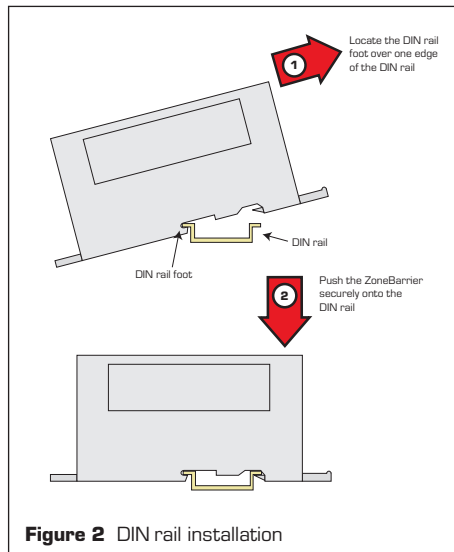
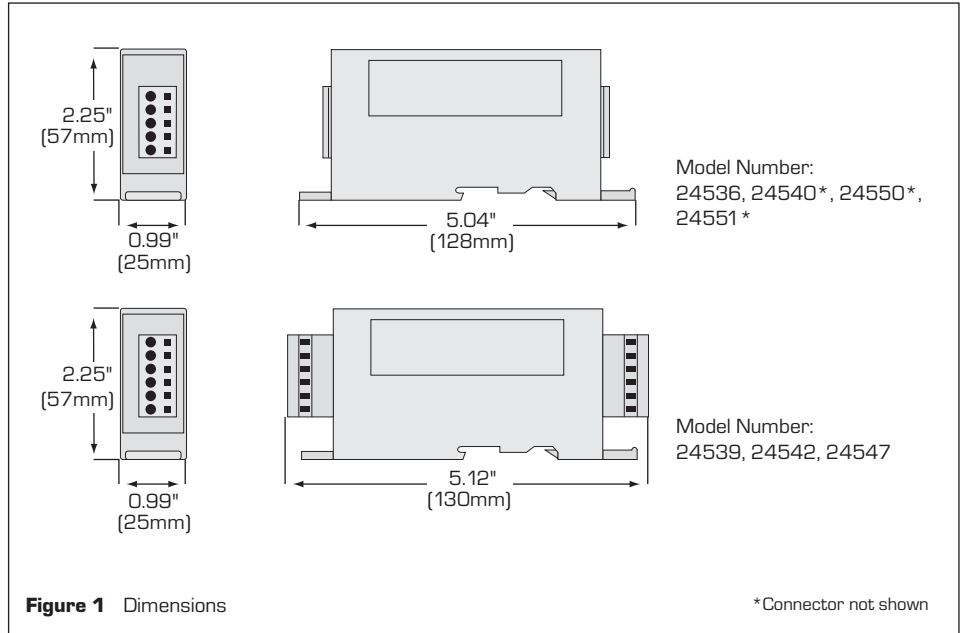
Mounting options

- ZB 21605** 5" DIN rail for up to 4 ZoneBarriers
- ZB 21649** 17.5" DIN rail for up to 16 ZoneBarriers
- ZB 24500** 19" DIN rail (with mounting brackets) for up to 32 ZoneBarriers

Note: In accordance with our policy of continuous improvement, we reserve the right to change the product's specification without notice.

Model	Type	Lines	Working voltage (V)	Let-through voltage (V)	Maximum continuous operating voltage (V)	Connectors
ZB 24536	4-20mA	4 plus shield	24	43	30	Terminal strip
ZB 24539	4-20mA	2 plus shield	24	43	30	Pluggable terminal strip
ZB 24542	4-20mA	6	24	43	30	Pluggable terminal strip
ZB 24547	4-20mA	4 plus 2 shields	24	43	30	Pluggable terminal strip
ZB 24540	100Base-T*	8	5	10	N/A	RJ45
ZB 24550	100Base-T*	2 x 4	5	10	N/A	2 x RJ45
ZB 24551	100Base-T*	8	5	10	N/A	RJ45 / 110 Block

* Suitable for Cat.5 (8 wire) applications



Approvals

Country	Standard/Authority	Approved for	Product
United States & Canada	UL 497B Listed UL Certified TIA/EIA 568-A Cat.5	Networks	ZB 24540

MTL Incorporated

9 Merrill Industrial Drive, Hampton, NH 03842 USA
Tel: +1 800 835 7075, +1 603 926 0090 Fax: +1 603 926 1899
E-mail: info@mtlinh.com, WWW: www.mtlisurge.com

A member of the MTL Instruments Group plc

